

VINTGAR GORGE

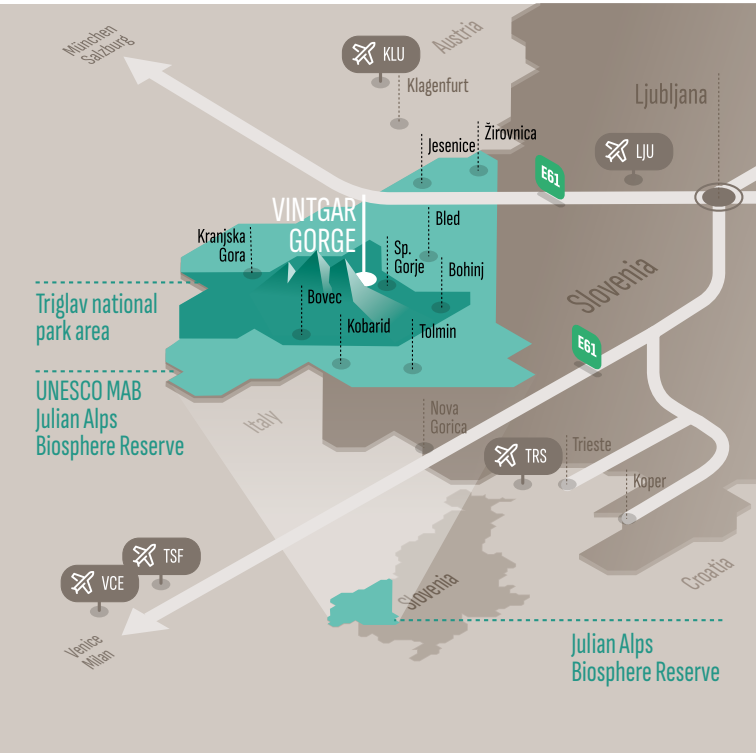
In Slovenia we call every narrow, steep-sided gorge a “vintgar”, after the biggest and most mysterious of them all: Vintgar Gorge.

SIGNED BY THE RIVER RADOVNA

It rises below Mount Triglav in the Julian Alps and, after carving its way through the sheer cliffs of the Vintgar Gorge, starts to set its sights on the Karavanke mountains.

WHERE? At the eastern end of the Triglav National Park, the only national park in Slovenia and one of the oldest in Europe.

WITHIN WALKING DISTANCE: just 4 km from Bled.



Triglav national park area



UNESCO MAB Julian Alps Biosphere Reserve



E61 Highway



Airports



Capital city



Town

VISITOR'S GUIDE TO VINTGAR GORGE

ABOUT VINTGAR	6	BEYOND VINTGAR GORGE MAP (WITH CAR PARKS)	22
VINTGAR GORGE MAP	8	VINTGAR VISITOR CENTRE	24
VINTGARING	10	FOOD AND DRINK AT VINTGAR GORGE	26
THROUGH VINTGAR GORGE	11	THE SAFE WAY TO DISCOVER VINTGAR GORGE	28
VINTGARING IN THE WOODS OR IN THE ALPS?	12	7 PRINCIPLES FOR RESPONSIBLE VISIT	30
RIVER OF TREES TRAIL	14	ENTRANCE FEE	32
KING OF TRIGLAV TRAIL	15	OPENING TIMES	33
YOUR VISIT IN 5 STEPS	16		
BUYING TICKETS ONLINE	17		
VINTGAR SHUTTLE	18		
HOW TO GET TO VINTGAR GORGE	19		
VINTGAR CAR PARKS	21		



**BUYING TICKETS
ONLINE**

page 17 →



**HOW TO GET TO
VINTGAR GORGE**

page 19 →



**VINTGAR
CAR PARKS**

page 21 →



**VINTGAR VISITOR
CENTRE**

page 24 →

THE GATEWAY TO THE TRIGLAV NATIONAL PARK

Vintgar Gorge is the gateway to the Triglav National Park, one of the most protected and impressive natural areas in Slovenia, covering 4% of the national territory. The river Radovna, which rises below Mount Triglav, shoots like an arrow between the sheer cliffs of Vintgar Gorge, revealing all the diversity and beauty of Slovenia's only national park.

5 REASONS WHY YOU MUST EXPERIENCE VINTGAR GORGE AND VINTGARING IN THE SURROUNDING AREA

A model of coexistence of nature and the local community

Vintgar Gorge is part of the wider Julian Alps destination and UNESCO's global network of biosphere reserves. The local community in Gorje has always been protective of Vintgar. They simply know that they must protect it.

1. The sheer cliffs of Vintgar Gorge in Slovenia's Julian Alps rise spectacularly to a height of up to 250 metres above the river Radovna.
2. For more than 10,000 years, nature had the wild glacial Vintgar to itself. It was finally discovered by a pair of intrepid adventurers just over 130 years ago.
3. Vintgar Gorge, with the channel of the Radovna and the Šum Falls, has lent its name to all other gorges in Slovenia.
4. More than 600 species of plants grow along the 1,600-metre trail through Vintgar Gorge. The specific character of the aquatic environment and the relief in Vintgar combine to form a unique ecosystem.
5. A hiking expedition of more than three hours – or even up to a whole day – awaits you at the eastern end of the Triglav National Park. The one-way trail through Vintgar Gorge and the two themed trails that bring you back to the start combine to create a self-guided or guided "vintgaring" experience, enhanced by audio points and unique stories.



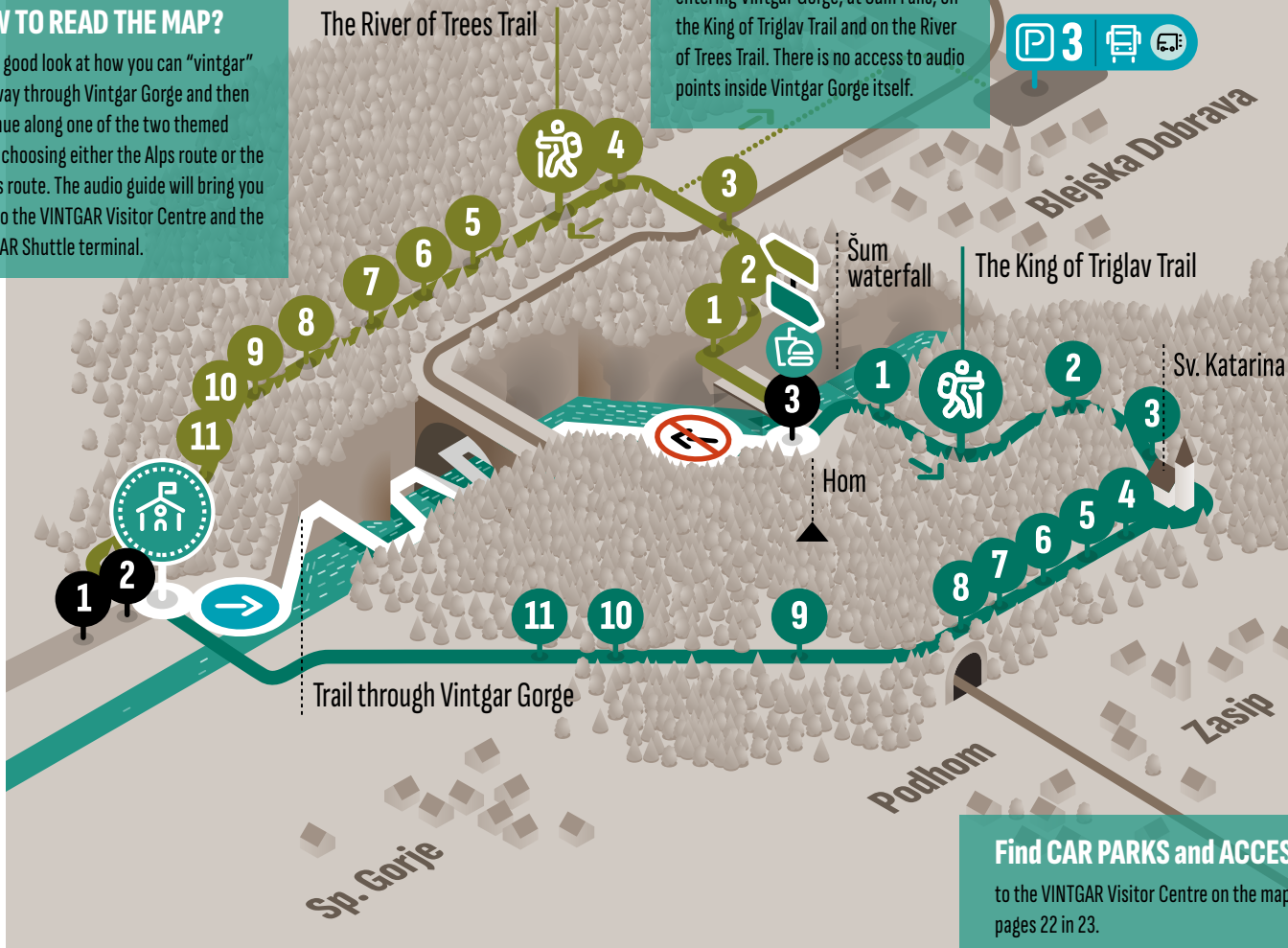
VINTGAR GORGE AND VINTGARING

HOW TO READ THE MAP?

Take a good look at how you can "vintgar" your way through Vintgar Gorge and then continue along one of the two themed trails, choosing either the Alps route or the Woods route. The audio guide will bring you back to the VINTGAR Visitor Centre and the VINTGAR Shuttle terminal.

WHERE TO LISTEN TO THE AUDIO GUIDE?

Keep an eye out for the QR codes. These allow you to access audio information about the different points along the trail. You can listen to the audio guide before entering Vintgar Gorge, at Šum Falls, on the King of Triglav Trail and on the River of Trees Trail. There is no access to audio points inside Vintgar Gorge itself.



Find CAR PARKS and ACCESSES

to the VINTGAR Visitor Centre on the map on pages 22 in 23.



VINTGAR Visitor Center



The Vintgar Gorge Exit Point by the Šum waterfall, where you take one of the vintgaring themed Trails



The Waterfall Snacks & Souvenirs



Vintgaring themed Trails

1 Audio Points in Vintgar Gorge

1 Audio Points along The King of Triglav Trail

1 Audio Points along The River of Trees Trail



VINTGAR Parking Area Blejska Dobrava (for visitors and tour buses)

VINTGARING

The VINTGAR Visitor Centre in Podhom is just 4 km from Bled. It is the first point from which to start exploring and discovering the beauties of the Triglav National Park. This is where you can start vintgaring: a hiking round trip that starts with the trail through Vintgar Gorge and continues along either the Alps route or the Woods route. Both bring you back to the VINTGAR Shuttle terminal by the VINTGAR Visitor Centre.

AUDIO GUIDE

We recommend using an audio guide when you go vintgaring. **You will find two audio points before you enter Vintgar Gorge. The next one is by Šum Falls, at the exit from the gorge. You can access all the audio recordings via QR codes at each audio point location.** There are no audio points on the Trail through Vintgar Gorge. This is because it is advisable to devote your full attention to the trail, both for safety reasons and in order to experience nature directly in all its majesty.

VINTGARING IN THE ALPS OR IN THE WOODS

A further 11 audio points await you along each of the two themed trails – whether you choose Vintgaring in the Woods or Vintgaring in the Alps. Together they will help you discover and experience the heritage and way of life of the most protected area in Slovenia.

VINTGARING WITH A LOCAL GUIDE

If you are interested in learning even more about Vintgar Gorge and the surrounding area, you might consider booking one of the guided tours, led by excellent local guides. Most of them have lived with Vintgar ever since, as children, they followed the

course of the Radovna between the sheer walls for the first time. Visit www.vintgar.si to check availability and book a morning or afternoon guided tour.

THROUGH VINTGAR GORGE

The one-way trail through Vintgar Gorge is still thrilling more than 130 years after it was first discovered. The route from the VINTGAR Visitor Centre to Šum Falls passes over wooden bridges and walkways fixed to the living rock.

Follow the course of the river Radovna, which carved out Vintgar Gorge and finished the work begun by glaciers. For many visitors, the most beautiful part of the route is the point where the sheer rocky sides are closest together. This section is called Žumer's Gallery, after the visionary mayor who discovered the gorge and, with the help of the local community, built the trail that runs through it. At the end of the trail you will come to the powerful Šum Falls, the highest river waterfall in Slovenia.

THROUGH VINTGAR GORGE

ONE-WAY TRAIL



1.6 km / 45 min

ENTRY POINT
VINTGAR Visitor Centre

EXIT POINT
Exit point at Šum Falls
(the Snacks and Souvenirs shop above Šum Falls)



Hiking footwear and clothing, helmet, water.

VINTGARING IN THE WOODS OR IN THE ALPS?

The Trail through Vintgar Gorge is one-way. When you reach the exit point at Šum Falls, choose a circular themed trail to bring you back to the VINTGAR Shuttle terminal by the VINTGAR Visitor Centre.

VINTGARING IN THE WOODS

4.3 km

THROUGH VINTGAR GORGE **and** ALONG THE RIVER OF TREES TRAIL

 1.6 km
45 min

and

 2.7 km
1.5 hours*

A forest trail along which you will discover an extraordinary variety of protected flora and fauna.

 A shady trail, ideal for the middle of the day.


 Some parts of the trail are exposed to the sun.
Make sure you have enough water with you.

* Or up to 2.5 hours, depending on how many stops you make along the way.


VINTGARING IN THE ALPS

5.7 km


THROUGH VINTGAR GORGE **and** ALONG THE KING OF TRIGLAV TRAIL


 1.6 km
45 min

and

 4.1 km
2 hours*

A panoramic trail through the Alpine cultural landscape with an insight into history and the traditions of pastoralism.

 A sunny trail, ideal in the morning or late afternoon.

 Be sure you have enough water and suitable protection from the sun.

* Or up to 3 hours, depending on how many stops you make along the way.



Use your smartphone to read the QR codes at the audio information points for simple access to the audio guide.

RIVER OF TREES TRAIL

Are you interested in the invisible networks of nature, where even the smallest creature is important? Then after completing the one-way Trail through Vintgar Gorge, you should choose the River of Trees Trail.

Vintgaring in the Woods is a chance to slow down and awaken your senses. You might spot a stag beetle on the ground or catch the scent of a lily of the valley in the air. Listen to stories from the Karavanke and Blejska Dobrava.

HIGHLIGHTS OF THE TRAIL

- Enjoy the calm under a canopy of trees as you stroll along in the company of unique members of the animal and plant kingdoms.
- The River of Trees Trail also takes you 250 metres above Vintgar Gorge. Although you can't see it, you can hear the pleasant sound of the rushing river Radovna rising up from the depths.

KING OF TRIGLAV TRAIL

Are you interested in learning how man and nature work in harmony in the Julian Alps and the Karavanke? Then after completing the one-way Trail through Vintgar Gorge, you should choose the King of Triglav Trail.

While Vintgaring in the Alps you will feel the pulse of life of the villages of the Gorje area. Explore their varied history, which stretches all the way back to the Stone Age more than 10,000 years ago, through the 11 points on the King of Triglav Trail.

HIGHLIGHTS OF THE TRAIL

- Sweeping vistas from Bled to mighty Triglav.
- With views of the mountains and idyllic Alpine villages, the King of Triglav Trail is one of the most panoramic yet easily accessible trails at the edge of the Triglav National Park.



There are 11 audio points along each trail, whether you choose Vintgaring in the Alps or vintgaring in the Woods.

YOUR VISIT IN 5 STEPS

1

Visit the Vintgar Gorge website.

Choose an  individual visit or  a guided visit.

2

Choose how to get there:

 on foot or  by bike from Bled,
 by public transport or
 car.

3

Purchase digital tickets online

for guaranteed admission at your chosen time.

4

Allow yourself enough time for a vintgaring expedition combining the trail through Vintgar Gorge and your chosen themed trail.

Carefully plan your arrival time so as not to miss your booked time slot and then return at your own pace to the VINTGAR Visitor Centre / VINTGAR Shuttle terminal.

5

Choose your themed vintgaring trail – Alps or Woods – in advance.

If you want a shorter option, choose Car Park 3 (VINTGAR Blejska Dobrava). It takes just 10 to 15 minutes to get back there from the exit from Vintgar Gorge, following a gentle uphill route.



BUY TICKETS ONLINE AT WWW.VINTGAR.SI

Vintgar Gorge is the first protected natural attraction in Slovenia to impose a limit on visitor numbers.

By buying an online ticket on the www.vintgar.si website, you will secure yourself a time slot that you choose and reserve at the moment of purchase.



BUYING TICKETS AT THE VINTGAR VISITOR CENTRE IS NOT RECOMMENDED

It is also possible to buy tickets at the **VINTGAR Visitor Centre**, but you will have to wait for a free time slot (which can mean up to an hour or even more).

Only 245 visitors are permitted in Vintgar Gorge at any one time.



ARE YOU INTERESTED IN A GUIDED VISIT?

Discover Vintgar Gorge and its history with an excellent local guide. Most of them have lived with Vintgar ever since, as children, they followed the course of the Radovna between the sheer walls for the first time. Book a morning or afternoon guided visit for a more in-depth experience of Vintgar Gorge.

How to get to the VINTGAR Visitor Centre?

HOW TO GET TO THE VINTGAR VISITOR CENTRE?



Direct access to the VINTGAR Visitor Centre by car is not possible.



You can park in one of the 2 official car parks. From there the free VINTGAR Shuttle will take you to the VINTGAR Visitor Centre.



Check the timetable for the VINTGAR Shuttle e-bus (for the selected parking lot) at www.vintgar.si. Make sure you do not have to rush to catch your reserved entry time to the Vintgar Gorge.



Dogs are welcome aboard but must wear a muzzle.

HOW TO GET TO VINTGAR GORGE?

ON FOOT

Vintgar Gorge is around 4 km from the centre of Bled – about a 50-minute walk. The VINTGAR Visitor Centre is clearly signposted. To ensure greater safety, part of the route runs along separate footpaths or marked pedestrian lanes and new pavements in Gorje and Podhom.

BIKE OR MOTORBIKE

Bicycles and motorcycles are an ideal way of getting to Vintgar Gorge from nearby holiday resorts such as Bled. Free parking is available for them right next to the VINTGAR Visitor Centre.

BUS

If you are using the public bus network to reach Vintgar Gorge, you should get off the bus at the Central Bus Station in Bled (next to the Bled Rose Hotel). A free VINTGAR e-Shuttle bus runs from there to the VINTGAR Visitor Centre every hour on the hour (from 1 July 2024).

TRAIN

If you want to visit Vintgar Gorge by train, we recommend getting off at Podhom, which you can reach either from the Jesenice direction (Jesenice–Nova Gorica line) or from Bled Jezero (Lake Bled) station (Nova Gorica–Jesenice line). Podhom station is within easy walking distance of the VINTGAR Visitor Centre.



CAR

There is no car parking directly at the entrance to Vintgar Gorge. Visitors arriving by car can choose one of the two official VINTGAR car parks. The VINTGAR Shuttle runs regularly from each car park to the VINTGAR Visitor Centre.

For more detailed information about how to get to Vintgar Gorge, the exact locations of the car parks areas and the timetable of the VINTGAR Shuttle, visit the website www.vintgar.si.



VINTGAR GORGE FOR FAMILIES

Vintgar Gorge is suitable for families, but we advise caution. While the trail itself is not particularly difficult, it does cover a considerable distance, spanning either 4.3 or 5.7 kilometers in a circular route. This translates to an approximate three-hour hike over uneven terrain. Due to the nature of the trail, it is not possible to pass through the Gorge with prams/pushchairs.



VINTGAR GORGE IS DOG FRIENDLY

Dogs are welcome but must wear a muzzle while aboard the VINTGAR Shuttle and must be kept on a lead on the trail through Vintgar Gorge and on the themed trails.

INTERESTED IN A SHORTER VINTGARING EXPERIENCE (2 HOURS)?

Choose Car Park 3 (VINTGAR Blejska Dobrava).

After leaving Vintgar Gorge, it will take you 10 to 15 minutes to get back to the car park on foot (a gentle uphill walk).

VINTGAR CAR PARKS

Be sure to check the timetable so that you arrive in good time for your booked visit to Vintgar Gorge.



CAR PARK 1

VINTGAR LIP Car Park



The closest car park to the VINTGAR Visitor Centre. Opposite the LIP factory (industrial zone).

MAKE SURE you arrive at the VINTGAR LIP Car Park (the main car park for visitors to Vintgar Gorge) at least 30 minutes before the time booked for your visit. The free VINTGAR Shuttle leaves from here every 20 minutes.



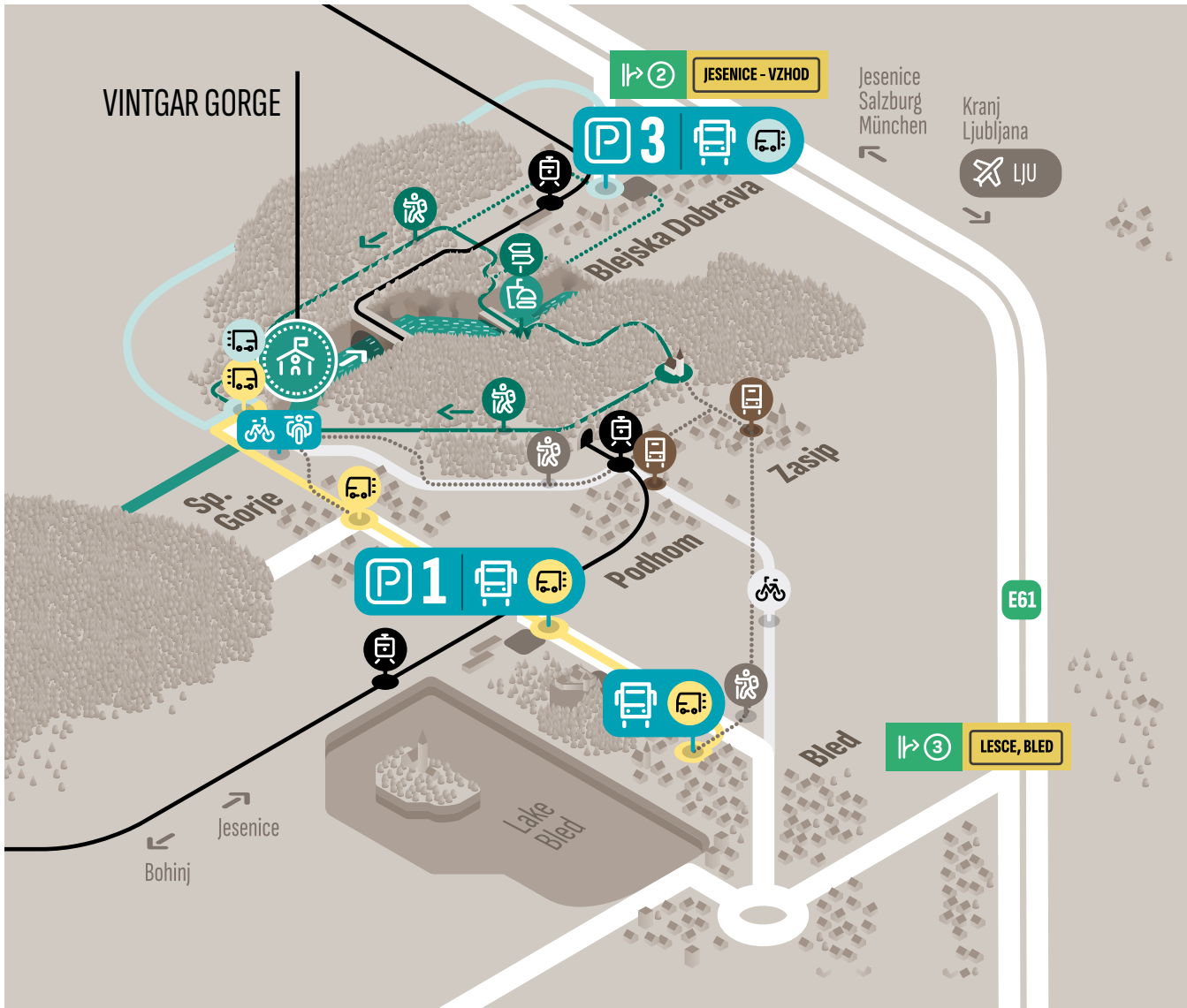
CAR PARK 3

VINTGAR Blejska Dobrava Car Park




Car park next to the cemetery in the Blejska Dobrava village.

The free VINTGAR Shuttle runs from here every hour on the hour.




 VINTGAR Visitor Center

 The Vintgar Gorge Exit Point by the Sum waterfall, where you take one of the vintgaring themed Trails and The Waterfall Snacks & Souvenirs

 Vintgaring themed Trails

 VINTGAR Central Parking Area LIP (for visitors and tour buses)

 VINTGAR Shuttle Bled Central Station

 VINTGAR Parking Area Blejska Dobrava (for visitors and tour buses)


 VINTGAR Parking Area for bikes and motorbikes

 VINTGAR Shuttle Bled

 VINTGAR Shuttle Blejska Dobrava

 Bus station

 Train station

 Cycling trail

 Walking trail

VINTGAR VISITOR CENTRE

There is always bustle and expectation at the entrance to Vintgar Gorge. When will you get your first sight of the gorge?



The first thing to greet you at the VINTGAR Visitor Centre is the river Radovna. This glacial river, which rises below Mount Triglav, has been carving out Vintgar Gorge for more than 10,000 years.

The VINTGAR Visitor Centre is an experience in itself, even if you can't enter Vintgar Gorge or you are waiting for your time slot. You can also wait in the shade under a unique canopy covered with wooden shingles – a very popular spot.



The VINTGAR Visitor Centre will provide you with all the information you need for a safe and enjoyable visit. You can also enjoy local delicacies, sandwiches created by a Michelin-starred chef and a complete “quick meal” in a bottle.

You can fill up your water bottle with pure drinking water from the outdoor drinking fountain. Did you know that the locals drink the water of the Radovna?



The new VINTGAR Visitor Center is a blend of traditional Alpine architecture and modern, refined architectural designs. Part of the building is completely glazed, allowing you to see the Radovna River, which offers a majestic introduction to the experience of the Vintgar Gorge.

FOOD AND DRINK AT VINTGAR GORGE

The small bistro at the VINTGAR Visitor Centre has an outdoor terrace and serves local specialities. Gourmets will love the snacks from Hiša Linhart, run by Uroš Štefelin, one of Slovenia's top chefs, who holds both a Michelin star and a Michelin green star for sustainable practices and is strongly committed to the local community.



HIŠA LINHART SANDWICHES

Hiša Linhart sandwiches are Vintgar Gorge's signature gastronomic treat. Many of the ingredients for the sandwiches come from local suppliers and farms in the Julian Alps. Enjoy a vegetarian version with Tolmin cheese or a meat version with local ham.

Souvenirs and gifts

The VINTGAR Visitor Centre also has a souvenir shop. The wide range of gifts and souvenirs on offer includes postcards, fridge magnets, water bottles, mugs, jewellery, T-shirts, caps, scarves, rucksacks and much more. We try to ensure that the creations of local artisans and craftspeople are well represented in our product range.

NJAMITO QUICK MEALS

Another way to get your strength up at the VINTGAR Visitor Centre before your vintgaring expedition is with a Njamito "quick meal" in a bottle. Each bottle contains a complete plant-based meal. Available in fruit, vegetable and chocolate versions.

LOCAL SWEETS WITH VINTGAR'S SIGNATURE

The local confectionary workshop Conditus serves the famous Bled cream cake (known as kremšnita) or an apple strudel. But the true Vintgar's sweet star is made of currant, which has been reigning on the Gorje slopes for decades.

THE SAFE WAY TO DISCOVER VINTGAR GORGE



The trail through Vintgar Gorge is one-way only.
Make sure you are physically fit enough to complete the whole trail.
Walking back along the trail is not allowed.

The trail through Vintgar Gorge is of medium difficulty.

Certain sections are uneven, narrow and potentially slippery.

The nature of the trail means that it is not accessible to prams/pushchairs or wheelchairs.



Although there is plenty of shade in Vintgar Gorge during the summer, you will be exposed to the sun while walking along the themed trails. Make sure you bring adequate sun protection during the hottest part of the year.



Fill your water bottles at the drinking fountain by the VINTGAR Visitor Centre, since the trail includes quite a lot of steps and walking under the hot sun.

TAKE CARE ALONG THE TRAIL

Vintgar Gorge is wonderful but it is also wild and unpredictable. Watch your step as you make your way through Vintgar Gorge and wear a helmet for your own safety. As the locals say: "a look ahead, a look at the cliffs, another look ahead, then on."

Essentials for a safe visit to Vintgar Gorge:



adequate hiking footwear,

a helmet (available at the VINTGAR Visitor Centre)

moderate physical fitness.

In order to ensure the safety of visitors to Vintgar Gorge, the following are prohibited:

climbing on railings and bridges,
leaving any kind of rubbish or waste,
leaving the marked trails,
picking plants,
approaching the river,
swimming in the gorge or at Šum Falls,
use of drones.



Toilets are available at the VINTGAR Visitor Centre and at the Šum Falls exit.

My Visit

7 PRINCIPLES FOR RESPONSIBLE VISIT



CELEBRATE WITH NATURE, GET READY FOR YOUR VISIT

Book a time for Vintgar Gorge to sign its name on your heart. So many people want to visit it that in order to protect the natural environment and ensure a more genuine experience we have had to limit access.



CHOOSE AN ENVIRONMENTALLY FRIENDLY WAY TO GET HERE

Every green choice counts. Your visit to Vintgar Gorge is more eco-friendly if you use public transport to get here. If you are staying in or near Bled, you can even get here on foot or by bike.



LITTERING IS NOT OUR STYLE

Such impressive natural scenery deserves respect, so be sure to keep track of everything you bring with you. Littering and leaving rubbish behind is not the style of responsible visitors who understand that nature gives us strength – as long as we allow it to do so.



245 OF US COME TOGETHER IN VINTGAR GORGE. LET'S GRANT EACH OTHER PEACE

The best conversation during a visit to Vintgar Gorge is the one the locals have with the river Radovna. If we come in peace and are careful not to disturb others, we can observe the flow of life along the river.



RESPECT VINTGAR GORGE AND THE TRIGLAV NATIONAL PARK

This is a world that nature has built over the course of thousands of years. We are invited to visit it, but not to change it or interfere with it.



FOLLOW INSTRUCTIONS, LOOK AFTER YOURSELF AND OTHERS

The instructions we give to visitors have been honed by experience and a protective attitude towards nature. We want to protect you and Vintgar Gorge, so we strongly recommend that you observe all instructions and rules.



GET TO KNOW THE LOCAL COMMUNITY OF VINTGAR GORGE

Our local community in Gorje has lived side by side with Vintgar Gorge ever since it discovered it and realised it had to protect it. The local people work hard to ensure that tourism does not place the natural environment of Vintgar at risk.

PRICES



Because the number of visitors each day is limited, it is best to buy digital tickets online in advance. Your digital ticket also entitles you to a discount when buying local snacks.

ADMISSION

ADULTS	10 €
CHILDREN aged 3–15 (visit not recommended for children under 3)	5 €
DOGS (dogs must wear a muzzle on the VINTGAR Shuttle e-bus and must always be kept on a lead while vintgaring)	3 €

GUIDED VISITS

Scheduled guided visits – up to 15 visitors per group

ADMISSION + GUIDE	28 €/person
PER PERSON FOR CHILDREN up to 15 years	18 €/person

PARKING

CARS and CAMPERS	5 €
BICYCLES and MOTORCYCLES (next to the VINTGAR Visitor Centre)	FREE
VINTGAR SHUTTLE (from the car park to the VINTGAR Visitor Centre and back)	FREE

OPENING TIMES



Be sure to check opening times before your visit, since these are adapted to the season and the weather. The best time to visit Vintgar Gorge is in the early morning or late afternoon, not just because the light is best then, but in order to avoid the crowd and enjoy one of the most beautiful gorges in the world in peace.

APRIL to 26 MAY	9.00 am – 5.00 pm
27 MAY to 23 JUNE	8.00 am – 6.00 pm
24 JUNE to 15 AUGUST	7.30 am – 7.00 pm
16 AUGUST to 10 SEPTEMBER	8.00 am – 6.00 pm
11 SEPTEMBER to 8 OCTOBER	8.00 am – 5.00 pm
9 OCTOBER – END OF THE SEASON	9.00 am – 4.00 pm

Last admission to Vintgar Gorge is **30 minutes** before closing time.

Thank You for Your Contribution to Conserving Vintgar Gorge

We make every effort to ensure that Vintgar Gorge will remain a green treasure that is accessible to all visitors in a responsible and environmentally friendly manner. We believe that it is our collective responsibility to preserve its natural beauty and heritage for future generations.

We are happy to have the opportunity to share with you the experience of a visit to Vintgar Gorge. Vintgaring is an opportunity for you to discover local heritage, delicious local specialities and the way we coexist with nature – in an in-depth, genuine and safe manner, either independently or as part of a guided visit.

